





















Materials and their uses

Material	Properties	Uses
wood 	opaque hard strong	table 
metal 	shiny smooth reflective	fork 
plastic 	waterproof bendy translucent	water bottle 
glass 	transparent waterproof hard	window 
brick 	hard rough dull	wall 
rock 	strong hard rigid	fireplace 
paper 	tears easily translucent flexible	book 
cardboard 	dull non-reflective opaque	boxes 
fabric 	flexible Soft absorbent	clothes 

Uses of everyday materials – Year 2

Key vocabulary - properties of materials	
transparent	Completely see-through
translucent	Let some light through but not completely see-through.
opaque	Not able to be seen through.
flexible	Bends easily without breaking.
rigid	Unable to bend or be forced out of shape.
reflective	Reflects light easily.
non-reflective	Does not reflect light.
absorbent	Able to soak up liquid easily.

Significant scientists

John Loudon McAdam (1756-1836) 	John Loudon McAdam was a Scottish engineer who modernised the way we build roads. He was the inventor of tarmacadam road surfacing – commonly called tarmac.
Julie Brusaw 	Julie is one of the inventors of Solar Roadways. Solar roadways use solar powered road panels to form a smart roadway.

Changing materials

squashing 	Clay can easily be pushed and pulled.
bending 	Foil is bendy and waterproof.
twisting 	This plastic bottle's shape can be changed.
stretching 	A balloon is very flexible.

